

N2XS-Y 1 x (25-630) mm² 3.6/6 kV

Cu / XLPE / CTS / PVC

(Copper Conductor, XLPE Insulated, Copper Tape Screen, PVC Sheathed)

Standard Specification : IEC 60502-2

Construction Data

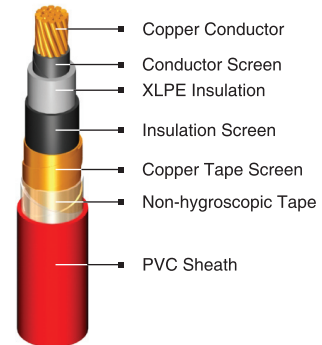
Nom. Cross Section Area	Overall Diameter	Cable Weight
	approx.	approx.
mm ²	mm	kg/km
25	17.1	531
35	18.2	646
50	19.2	777
70	21.0	1,005
95	22.5	1,276
120	24.5	1,519
150	25.5	1,759
185	27.5	2,131
240	30.5	2,711
300	33.0	3,308
400	36.5	4,116
500	40.5	5,192
630	44.0	6,567

Application :

For power stations and switchgear as well as stations because of small bending radii in confined spaces indoors. As underground because of light weight where installation conditions are difficult.

Special Features on Request

- Fire Resistance
- Oil Resistance
- UV Resistance
- Flame Retardant Cat. A, B, C
- Flame Retardant Non Category
- Anti Termite
- Anti Rodent
- Low Smoke Zero Halogen
- Nylon Coated



Note :

Conductor Shape

25 - 630 sqmm supplied in compacted circular stranded (cm) conductor shape

Standard Packing

25 - 300 sqmm supplied in wooden drum @ 1000 m

400 - 630 sqmm will be supplied in wooden drum on available length

Length Tolerance per drum ± 2%

Electrical Data

Conductor			Inductance		Current - Carrying Capacity at 30° C *				Short circuit current at 1 sec	
Nom. Cross Sect. (mm ²)	DC Resistance at 20°C	AC Resistance at 90°C	Trefoil formation	Flat formation	⊗⊗⊗		⊙⊙⊙		Conductor	Screen
	Max. (Ω/km)	Max. (Ω/km)	(mH/km)	(mH/km)	in air	in ground	in air	in ground		
					Max. (A)	Max. (A)	Max. (A)	Max. (A)	Max. (kA)	Max. (kA)
25	0.727	0.927	0.394	0.441	156	152	160	156	3.58	1.14
35	0.524	0.668	0.374	0.420	190	182	195	187	5.01	1.14
50	0.387	0.494	0.359	0.405	227	214	233	220	7.15	1.14
70	0.268	0.342	0.339	0.385	285	263	293	270	10.01	1.14
95	0.193	0.247	0.325	0.371	348	314	357	322	13.59	1.14
120	0.153	0.196	0.313	0.359	403	358	414	367	17.16	1.14
150	0.124	0.159	0.302	0.348	459	401	472	411	21.45	1.14
185	0.0991	0.128	0.295	0.341	528	452	543	463	26.46	1.14
240	0.0754	0.098	0.288	0.334	627	523	644	536	34.32	1.14
300	0.0601	0.079	0.282	0.329	721	590	741	603	42.90	1.14
400	0.0470	0.064	0.276	0.323	842	669	864	684	57.20	1.14
500	0.0366	0.051	0.271	0.318	974	755	999	772	71.50	1.14
630	0.0283	0.042	0.265	0.311	1118	846	1146	864	90.09	1.14

* Further information about rating factor for certain cable arrangement can be found on supplementary technical information

N2XS-Y 1 x (25-630) mm² 6/10 kV

Cu / XLPE / CTS / PVC

(Copper Conductor, XLPE Insulated, Copper Tape Screen, PVC Sheathed)

Standard Specification : IEC 60502-2

Construction Data

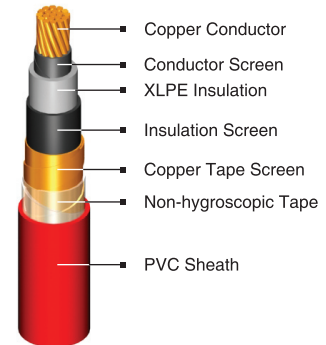
Nom. Cross Section Area	Overall Diameter	Cable Weight
	approx.	approx.
mm ²	mm	kg/km
25	18.9	594
35	20.5	712
50	21.5	846
70	23.0	1,078
95	24.5	1,353
120	26.0	1,559
150	27.5	1,853
185	29.5	2,218
240	32.0	2,794
300	34.0	3,334
400	37.5	4,163
500	41.0	5,217
630	44.5	6,595

Application :

For power stations and switchgear as well as stations because of small bending radii in confined spaces indoors. As underground because of light weight where installation conditions are difficult.

Special Features on Request

- Fire Resistance
- Oil Resistance
- UV Resistance
- Flame Retardant Cat. A, B, C
- Flame Retardant Non Category
- Anti Termite
- Anti Rodent
- Low Smoke Zero Halogen
- Nylon Coated



Note :

Conductor Shape

25 - 630 sqmm supplied in compacted circular stranded (cm) conductor shape

Standard Packing

25 - 300 sqmm supplied in wooden drum @ 1000 m

400 - 630 sqmm will be supplied in wooden drum on available length

Length Tolerance per drum ± 2%

Electrical Data

Conductor			Inductance		Current - Carrying Capacity at 30° C *				Short circuit current at 1 sec	
Nom. Cross Sect. (mm ²)	DC Resistance at 20°C	AC Resistance at 90°C	Trefoil formation	Flat formation	⊗⊗⊗		⊙⊙⊙		Conductor	Screen
	Max. (Ω/km)	Max. (Ω/km)	(mH/km)	(mH/km)	in air	in ground	in air	in ground		
					Max. (A)	Max. (A)	Max. (A)	Max. (A)	Max. (kA)	Max. (kA)
25	0.727	0.927	0.415	0.461	159	152	163	156	3.58	1.14
35	0.524	0.668	0.393	0.440	193	182	198	187	5.01	1.14
50	0.387	0.494	0.377	0.423	231	215	237	220	7.15	1.14
70	0.268	0.342	0.355	0.402	290	263	297	270	10.01	1.14
95	0.193	0.247	0.340	0.387	353	314	362	322	13.59	1.14
120	0.153	0.196	0.327	0.373	407	357	418	366	17.16	1.14
150	0.124	0.159	0.318	0.364	465	401	477	410	21.45	1.14
185	0.0991	0.128	0.308	0.354	534	453	548	463	26.46	1.14
240	0.0754	0.098	0.298	0.344	632	524	649	536	34.32	1.14
300	0.0601	0.079	0.290	0.336	724	590	744	603	42.90	1.14
400	0.0470	0.064	0.281	0.327	844	670	867	685	57.20	1.14
500	0.0366	0.051	0.273	0.320	975	756	1001	772	71.50	1.14
630	0.0283	0.042	0.267	0.313	1119	847	1148	865	90.09	1.14

* Further information about rating factor for certain cable arrangement can be found on supplementary technical information

N2XS-Y 1 x (25-630) mm² 8.7/15 kV

Cu / XLPE / CTS / PVC

(Copper Conductor, XLPE Insulated, Copper Tape Screen, PVC Sheathed)

Standard Specification : IEC 60502-2

Construction Data

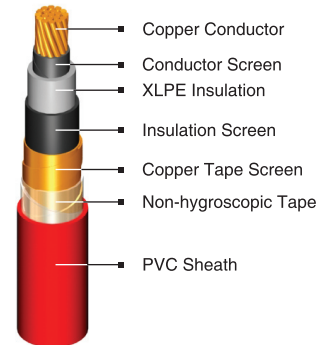
Nom. Cross Section Area	Overall Diameter	Cable Weight
	approx.	approx.
mm ²	mm	kg/km
25	21.5	678
35	22.5	799
50	23.5	936
70	25.0	1,134
95	27.0	1,423
120	28.5	1,673
150	30.0	1,974
185	32.0	2,345
240	34.0	2,875
300	36.5	3,475
400	40.0	4,317
500	43.5	5,384
630	47.0	6,775

Application :

For power stations and switchgear as well as stations because of small bending radii in confined spaces indoors. As underground because of light weight where installation conditions are difficult.

Special Features on Request

- Fire Resistance
- Oil Resistance
- UV Resistance
- Flame Retardant Cat. A, B, C
- Flame Retardant Non Category
- Anti Termite
- Anti Rodent
- Low Smoke Zero Halogen
- Nylon Coated



Note :

Conductor Shape

25 - 630 sqmm supplied in compacted circular stranded (cm) conductor shape

Standard Packing

25 - 300 sqmm supplied in wooden drum @ 1000 m

400 - 630 sqmm will be supplied in wooden drum on available length

Length Tolerance per drum ± 2%

Electrical Data

Nom. Cross Sect. (mm ²)	Conductor		Inductance		Current - Carrying Capacity at 30° C *				Short circuit current at 1 sec	
	DC Resistance at 20°C	AC Resistance at 90°C	Trefoil formation	Flat formation	⊗⊗⊗		⊙⊙⊙		Conductor	Screen
					in air	in ground	in air	in ground		
Max. (Ω/km)	Max. (Ω/km)	(mH/km)	(mH/km)	Max. (A)	Max. (A)	Max. (A)	Max. (A)	Max. (kA)	Max. (kA)	
25	0.727	0.927	0.437	0.484	162	152	166	156	3.58	1.14
35	0.524	0.668	0.415	0.461	197	182	202	186	5.01	1.14
50	0.387	0.494	0.398	0.444	235	215	241	220	7.15	1.14
70	0.268	0.342	0.373	0.419	293	263	301	269	10.01	1.14
95	0.193	0.247	0.358	0.405	357	314	366	321	13.59	1.14
120	0.153	0.196	0.345	0.391	412	357	423	365	17.16	1.14
150	0.124	0.159	0.335	0.381	470	400	482	410	21.45	1.14
185	0.0991	0.128	0.325	0.371	539	452	553	463	26.46	1.14
240	0.0754	0.098	0.312	0.359	637	524	653	536	34.32	1.14
300	0.0601	0.079	0.304	0.350	730	590	749	603	42.90	1.14
400	0.0470	0.063	0.294	0.340	850	670	872	685	57.20	1.14
500	0.0366	0.051	0.285	0.331	982	757	1007	774	71.50	1.14
630	0.0283	0.042	0.277	0.324	1127	850	1155	868	90.09	1.14

* Further information about rating factor for certain cable arrangement can be found on supplementary technical information

N2XS1Y 1 x (35-630) mm² 12/20 kV

Cu / XLPE/ CTS / PVC

(Copper Conductor, XLPE Insulated, Copper Tape Screen, PVC Sheathed)

Standard Specification : IEC 60502-2

Construction Data

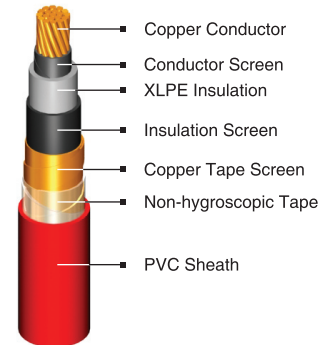
Nom. Cross Section Area	Overall Diameter	Cable Weight
	approx.	approx.
mm ²	mm	kg/km
35	24.5	884
50	25.5	984
70	27.5	1,236
95	29.0	1,518
120	30.5	1,786
150	32.0	2,078
185	34.0	2,414
240	36.5	3,004
300	38.5	3,595
400	42.0	4,447
500	45.5	5,523
630	49.0	6,926

Application :

For power stations and switchgear as well as stations because of small bending radii in confined spaces indoors. As underground because of light weight where installation conditions are difficult.

Special Features on Request

- Fire Resistance
- Oil Resistance
- UV Resistance
- Flame Retardant Cat. A, B, C
- Flame Retardant Non Category
- Anti Termite
- Anti Rodent
- Low Smoke Zero Halogen
- Nylon Coated



Note :

Conductor Shape

35 - 630 sqmm supplied in compacted circular stranded (cm) conductor shape

Standard Packing

35 - 300 sqmm supplied in wooden drum @ 1000 m

400 - 630 sqmm will be supplied in wooden drum on available length

Length Tolerance per drum ± 2%

Electrical Data

Conductor			Inductance		Current - Carrying Capacity at 30° C *				Short circuit current at 1 sec	
Nom. Cross Sect. (mm ²)	DC Resistance at 20°C	AC Resistance at 90°C	Trefoil formation	Flat formation	⊗⊗⊗		⊙⊙⊙		Conductor	Screen
	Max. (Ω/km)	Max. (Ω/km)	(mH/km)	(mH/km)	in air	in ground	in air	in ground		
					Max. (A)	Max. (A)	Max. (A)	Max. (A)	Max. (kA)	Max. (kA)
35	0.524	0.668	0.432	0.478	200	182	204	186	5.01	1.14
50	0.387	0.494	0.413	0.459	238	214	243	219	7.15	1.14
70	0.268	0.342	0.390	0.437	297	262	304	269	10.01	1.14
95	0.193	0.247	0.373	0.419	361	314	369	321	13.59	1.14
120	0.153	0.196	0.360	0.407	416	357	427	365	17.16	1.14
150	0.124	0.159	0.348	0.394	474	401	486	410	21.45	1.14
185	0.0991	0.128	0.337	0.384	542	452	556	462	26.46	1.14
240	0.0754	0.098	0.325	0.371	641	524	657	536	34.32	1.14
300	0.0601	0.079	0.315	0.361	735	590	753	604	42.90	1.14
400	0.0470	0.063	0.304	0.350	855	672	876	686	57.20	1.14
500	0.0366	0.051	0.294	0.341	987	759	1011	775	71.50	1.14
630	0.0283	0.041	0.286	0.332	1133	853	1160	871	90.09	1.14

* Further information about rating factor for certain cable arrangement can be found on supplementary technical information

N2XS-Y 1 x (50-630) mm² 18/30 kV

Cu / XLPE / CTS / PVC

(Copper Conductor, XLPE Insulated, Copper Tape Screen, PVC Sheathed)

Standard Specification : IEC 60502-2

Construction Data

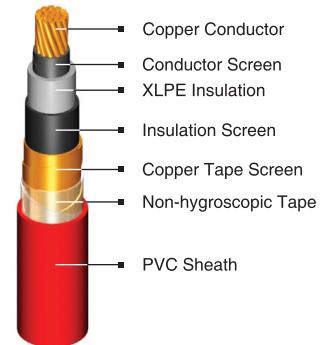
Nom. Cross Section Area	Overall Diameter	Cable Weight
	approx.	approx.
mm ²	mm	kg/km
50	31.0	1,249
70	33.0	1,517
95	34.5	1,756
120	36.0	2,036
150	37.5	2,337
185	39.5	2,741
240	42.0	3,334
300	44.0	3,961
400	47.5	4,841
500	51.0	5,945
630	54.5	7,378

Application :

For power stations and switchgear as well as stations because of small bending radii in confined spaces indoors. As underground because of light weight where installation conditions are difficult.

Special Features on Request

- Oil Resistance
- UV Resistance
- Flame Retardant Cat. A, B, C
- Flame Retardant Non Category
- Anti Termite
- Anti Rodent
- Low Smoke Zero Halogen
- Nylon Coated



Note :

Conductor Shape

50 - 630 sqmm supplied in compacted circular stranded (cm) conductor shape

Standard Packing

50 - 300 sqmm supplied in wooden drum @ 1000 m

400 - 630 sqmm will be supplied in wooden drum on available length

Length Tolerance per drum ± 2%

Electrical Data

Conductor			Inductance		Current - Carrying Capacity at 30° C *				Short circuit current at 1 sec	
Nom. Cross Sect. (mm ²)	DC Resistance at 20°C	AC Resistance at 90°C	Trefoil formation	Flat formation	⊗⊗⊗		⊙⊙⊙		Conductor	Screen
	Max. (Ω/km)	Max. (Ω/km)	(mH/km)	(mH/km)	in air	in ground	in air	in ground		
					Max. (A)	Max. (A)	Max. (A)	Max. (A)	Max. (kA)	Max. (kA)
50	0.387	0.494	0.453	0.499	243	214	249	219	7.15	1.14
70	0.268	0.342	0.428	0.474	303	262	310	268	10.01	1.14
95	0.193	0.247	0.408	0.454	367	313	375	320	13.59	1.14
120	0.153	0.196	0.393	0.439	423	356	433	364	17.16	1.14
150	0.124	0.159	0.379	0.425	481	400	492	409	21.45	1.14
185	0.0991	0.127	0.368	0.414	550	451	563	462	26.46	1.14
240	0.0754	0.098	0.353	0.399	649	524	664	535	34.32	1.14
300	0.0601	0.079	0.342	0.388	742	591	760	603	42.90	1.14
400	0.0470	0.063	0.328	0.375	863	673	883	687	57.20	1.14
500	0.0366	0.050	0.318	0.364	995	762	1018	777	71.50	1.14
630	0.0283	0.041	0.308	0.354	1143	858	1168	875	90.09	1.14

* Further information about rating factor for certain cable arrangement can be found on supplementary technical information